

Optimizing Educational Return on Investment Through AI-Driven Curriculum Adaptation and Performance-Based Resource Allocation Models

Stella Awo Kpogli¹; Maduabuchukwu Augustine Onwuzurike²;
Victoria Bukky Ayoola³

¹School of Education, University of West Florida, Pensacola Florida, USA.

²Department of Business Administration, Lincoln University Oakland, California, USA.

³Department of Environmental Science and Resource Management, National Open University of Nigeria.

Publication Date: 2024/09/30

Abstract

This study explores the impact of AI-driven curriculum adaptation and performance-based resource allocation on educational outcomes and institutional efficiency. By integrating machine learning models into curriculum design and resource management, the research demonstrates significant improvements in student engagement, graduation rates, course completion, and educational ROI. A key focus is on optimizing resource distribution by aligning it with measurable performance indicators, ensuring that investments are directed to high-impact areas. The results indicate that AI-driven systems can effectively personalize learning experiences, enhance student success, and reduce dropout rates. Additionally, the performance-based funding model proved to optimize financial resources, enhancing both academic and financial outcomes. This research contributes to the advancement of educational analytics and ROI modeling frameworks, integrating AI into institutional decision-making processes to foster efficiency and accountability. The study offers practical recommendations for policymakers and educational institutions, emphasizing the importance of AI adoption, data infrastructure, and transparent resource allocation policies. Future research directions include expanding AI integration across multi-institutional and cross-country datasets, incorporating real-time learning analytics, and addressing ethical and fairness considerations in AI-driven educational systems.

Keywords: *Optimizing Educational Return, Investment, Ai-Driven, Curriculum Adaptation, Performance-Based, Resource Allocation Models.*

I. INTRODUCTION

➤ Background and Context

• Background

Educational systems globally are experiencing increasing pressure to demonstrate measurable returns on investment (ROI) in response to constrained public funding and heightened stakeholder scrutiny. Governments, accreditation bodies, and funding agencies now require evidence-based justification for budget allocations, emphasizing efficiency, learning outcomes, and long-term socioeconomic impact. This shift has exposed structural inefficiencies in traditional educational models, where resource allocation is often decoupled from performance metrics and outcome-based indicators.

Furthermore, static curriculum frameworks have proven inadequate in addressing diverse learner needs, resulting in suboptimal academic performance and widening achievement gaps. Recent studies highlight that the absence of data-driven mechanisms for linking expenditure to outcomes limits institutional capacity to optimize both financial and academic performance (Holmes et al., 2021; Zawacki-Richter et al., 2022).

• Context

The emergence of artificial intelligence (AI)-driven decision systems is transforming educational planning, curriculum design, and resource optimization. AI technologies, including machine learning and predictive analytics, enable real-time analysis of learner performance, institutional efficiency, and cost structures,

facilitating adaptive curriculum models and performance-based resource allocation strategies. These systems support personalized learning pathways and predictive intervention mechanisms, thereby enhancing both educational quality and operational efficiency. Moreover, AI-driven frameworks provide scalable solutions for aligning financial investments with measurable educational outcomes, addressing long-standing gaps in accountability and transparency. Contemporary research demonstrates that integrating AI into educational systems significantly improves decision-making precision and institutional responsiveness to dynamic learning environments (Bond et al., 2023; Zawacki-Richter et al., 2022).

➤ *Problem Statement*

Educational institutions continue to face significant challenges in optimizing the allocation of financial, human, and instructional resources, resulting in inefficiencies that undermine overall system performance. Resource distribution is often based on historical budgeting practices or enrollment figures rather than real-time performance indicators, leading to misalignment between investment and actual educational needs. This inefficiency is further exacerbated by static curriculum structures that are not responsive to individual learner performance, progression rates, or competency gaps. As a result, students are frequently subjected to uniform instructional pathways that fail to accommodate diverse learning profiles, thereby limiting academic achievement and institutional effectiveness (Ifenthaler & Yau, 2022; Luckin et al., 2022).

Moreover, a critical limitation in contemporary educational systems is the absence of robust mechanisms for quantifying the relationship between financial investment and learning outcomes. While institutions increasingly collect large volumes of academic and operational data, these datasets are rarely integrated into predictive or prescriptive models capable of linking expenditure to measurable returns such as student success, retention, and skill acquisition. This disconnect constrains evidence-based decision-making and reduces accountability in educational spending. Recent empirical studies emphasize the need for AI-driven frameworks that can dynamically align resource allocation and curriculum design with performance metrics to enhance both efficiency and educational ROI (Holmes & Tuomi, 2022; Ifenthaler & Yau, 2022).

➤ *Research Objectives*

The primary objective of this study is;

- To develop a robust AI-driven framework capable of optimizing educational return on investment (ROI) through the integration of predictive analytics, adaptive learning systems, and performance-based decision models.
- To leverage advanced machine learning techniques to systematically analyze institutional data, enabling precise alignment between financial inputs and

measurable educational outcomes such as student achievement, retention, and progression rates.

- To embed intelligence into decision-support systems in order to enhance the efficiency and accountability of educational investments (Chen et al., 2022; Hwang et al., 2023).
- To design adaptive curriculum models that dynamically respond to student performance analytics by utilizing real-time data streams, including assessment results, engagement metrics, and learning behaviors, to personalize instructional pathways and optimize content delivery, thereby improving academic performance and reducing learning disparities.
- To establish performance-based resource allocation mechanisms that allocate institutional resources such as funding, instructional time, and staffing based on quantifiable performance indicators, replacing static allocation models with data-driven optimization strategies and contributing to a unified, intelligent system that integrates curriculum design, resource allocation, and ROI optimization within a scalable and evidence-based educational framework (Alamri et al., 2021; Hwang et al., 2023).

➤ *Research Questions*

- How can AI-driven methodologies enhance curriculum adaptability to improve learning outcomes?
- To what extent can machine learning models, learner analytics, and real-time feedback mechanisms dynamically adjust instructional content, pacing, and assessment strategies to align with individual student performance and cognitive profiles?
- What are the optimal models for allocating educational resources based on measurable performance indicators?
- How effective are data-driven allocation frameworks, including optimization algorithms and predictive decision models, in distributing financial, instructional, and infrastructural resources to maximize institutional efficiency and academic performance, considering multi-variable performance metrics such as student achievement, retention rates, and engagement levels?
- How can educational return on investment (ROI) be systematically quantified and optimized using predictive analytics, through the development of robust measurement frameworks that link investment inputs to learning outcomes and institutional performance, while leveraging predictive models to forecast the impact of strategic interventions and improve long-term educational value?

➤ *Significance of the Study*

This study provides a substantive contribution to the advancement of data-driven educational policy and strategic planning by introducing an integrated framework that aligns financial investments with measurable learning outcomes. By leveraging artificial intelligence and predictive analytics, the study supports the development of evidence-based policies that enable policymakers and institutional leaders to make informed decisions regarding curriculum design, funding priorities, and performance

evaluation. This approach enhances the precision and responsiveness of educational planning processes, ensuring that resources are directed toward interventions that yield the highest academic and socioeconomic impact.

Furthermore, the study enhances institutional efficiency and accountability by proposing performance-based resource allocation mechanisms that replace traditional, static budgeting models. By linking resource distribution to quantifiable performance indicators, institutions can optimize operational efficiency, minimize waste, and ensure transparency in the utilization of funds. This fosters a culture of accountability where educational outcomes are directly associated with investment decisions, thereby strengthening governance structures and institutional performance management systems.

Additionally, the study supports the evolution of personalized and outcome-based learning systems through the integration of adaptive curriculum models. By enabling real-time adjustments to instructional pathways based on learner performance, the proposed framework promotes individualized learning experiences that improve engagement, retention, and academic achievement. This alignment of teaching strategies with learner needs ultimately contributes to more effective and equitable educational systems.

II. LITERATURE REVIEW

➤ *Concept of Educational Return on Investment (ROI)*

Educational return on investment (ROI) represents a multidimensional framework used to evaluate the

efficiency and effectiveness of financial and resource inputs in generating measurable educational outcomes. It extends beyond traditional cost-benefit analysis by incorporating both quantitative and qualitative indicators such as student achievement, graduation rates, employability, and long-term socioeconomic contributions. Contemporary approaches define educational ROI as the ratio of educational outputs to inputs, where outputs encompass learning gains and institutional performance, while inputs include financial expenditure, instructional resources, and infrastructure investments. Advanced evaluation frameworks increasingly integrate data analytics and performance measurement systems to provide dynamic and real-time assessment of ROI across educational institutions (Psacharopoulos & Patrinos, 2021; Marginson, 2022). From an economic perspective, educational ROI emphasizes productivity gains, workforce readiness, and income differentials associated with educational attainment. Investments in education are viewed as human capital development strategies that yield long-term economic returns at both individual and national levels (Usoro, & Amunigun, 2024). Conversely, the social perspective of educational ROI incorporates broader outcomes such as social mobility, equity, civic engagement, and reduced inequality. These dimensions highlight the role of education as a public good that extends beyond financial returns to societal well-being. Recent studies advocate for integrated evaluation models that capture both economic and social value, enabling a holistic assessment of educational investments within complex and evolving learning ecosystems (Jerrim & Sims, 2022; Marginson, 2022).

Table 1 Summary of Concept of Educational Return on Investment (ROI)

Dimension	Key Concept	Core Components	Implications / Outcomes
Definition & Scope	Educational ROI as a multidimensional evaluation framework	Efficiency of inputs vs. measurable outcomes; beyond cost-benefit analysis	Enables comprehensive assessment of education effectiveness
Input-Output Framework	ROI defined as ratio of outputs to inputs	Inputs: financial resources, infrastructure, instructional materials; Outputs: learning gains, institutional performance	Supports performance benchmarking and resource optimization
Analytical Approach	Integration of data analytics and real-time evaluation systems	Use of performance metrics, dashboards, and dynamic monitoring tools	Facilitates evidence-based decision-making in educational systems
Economic & Social Perspectives	Dual evaluation of economic returns and social value	Economic: productivity, employability, income; Social: equity, mobility, civic engagement	Promotes holistic understanding of education as both economic investment and public good

➤ *AI-Driven Curriculum Adaptation and Performance-Based Resource Allocation*

AI-driven curriculum adaptation and performance-based resource allocation provide a robust framework for optimizing educational return on investment by integrating intelligent analytics into both instructional design and institutional decision-making. Artificial intelligence enables the continuous evaluation of student performance, engagement patterns, and learning trajectories, allowing curriculum content to be dynamically personalized. This enhances learning efficiency, supports competency-based

progression, and improves measurable academic outcomes, thereby increasing the effectiveness of educational investments (OECD, 2024; UNESCO, 2024).

In parallel, performance-based resource allocation models employ data-driven techniques to distribute financial and infrastructural resources based on key performance indicators such as retention rates, academic achievement, and graduate employability. This approach ensures that limited resources are directed toward high-impact interventions, reducing inefficiencies while

improving accountability. The integration of AI further facilitates real-time monitoring and adaptive feedback mechanisms, enabling institutions to refine both curriculum delivery and resource allocation strategies continuously.

The convergence of adaptive learning systems and performance-oriented funding models fosters institutional agility and evidence-based governance. It also enhances equity by identifying disparities in learning outcomes and enabling targeted resource deployment. As educational systems evolve, this integrated approach provides a scalable pathway for achieving both economic efficiency and broader societal benefits, reinforcing the strategic value of education as both a private and public investment (World Bank, 2024).

➤ *Performance-Based Resource Allocation Models*

Performance-based resource allocation models represent a shift from traditional funding approaches toward data-driven mechanisms that link financial distribution to measurable educational outcomes. Conventional allocation systems typically rely on historical budgets, enrollment counts, or fixed institutional formulas, which often fail to reflect real-time performance variations or evolving institutional needs. In contrast, performance-driven funding models incorporate key indicators such as student achievement, retention rates, graduation outcomes, and institutional efficiency to guide resource distribution. These models enhance accountability by ensuring that funding decisions are aligned with demonstrable educational results and institutional performance benchmarks (Salmi & D'Addio, 2021; Dougherty & Natow, 2022).

Recent advancements in data-driven budgeting and optimization techniques have further strengthened the implementation of performance-based models. Leveraging analytics, optimization algorithms, and decision-support systems, institutions can allocate resources more efficiently by identifying high-impact investment areas and minimizing inefficiencies (Sanmori, 2024). Techniques such as linear programming, predictive modeling, and scenario-based optimization enable dynamic adjustment of budgets in response to performance data and strategic priorities. These approaches facilitate evidence-based financial planning and support continuous improvement in institutional outcomes. Moreover, the integration of real-time data streams enhances responsiveness and precision in resource allocation, enabling institutions to adapt proactively to changing academic and operational conditions (Hillman et al., 2021; Kelchen, 2023).

➤ *Predictive Analytics in Educational Systems*

Predictive analytics has become a critical component of modern educational systems, enabling institutions to anticipate student performance outcomes and implement data-driven interventions. Student performance prediction models utilize machine learning algorithms such as logistic regression, decision trees, and ensemble methods

to analyze historical academic records, behavioral patterns, and engagement metrics (Kpogli, et al., 2024). These models generate probabilistic estimates of outcomes such as course completion, academic success, and dropout risk, thereby supporting proactive academic planning and personalized learning strategies. By integrating multidimensional datasets, predictive models enhance the accuracy and reliability of educational forecasting, allowing institutions to identify at-risk students with greater precision (Khalil & Ebner, 2022; Xing et al., 2021).

In parallel, early warning systems (EWS) operationalize predictive insights by providing timely alerts to educators and administrators regarding students who may require academic support. These systems leverage real-time data streams, including attendance, assessment performance, and digital learning interactions, to trigger intervention strategies such as tutoring, counseling, and adaptive instructional adjustments (Onwuzurike, & Kpogli, 2022). The effectiveness of EWS lies in their ability to facilitate timely and targeted interventions, reducing dropout rates and improving overall student retention. Furthermore, the integration of predictive analytics with intervention frameworks enables continuous monitoring and feedback, fostering adaptive learning environments that respond dynamically to student needs. This convergence of predictive modeling and intervention strategies significantly enhances institutional capacity to optimize educational outcomes and resource utilization (Howard et al., 2021; Khalil & Ebner, 2022).

Figure 1 Illustrates a data-driven educational ecosystem where predictive analytics is integrated into classroom operations through real-time learning dashboards. The system captures multidimensional data streams including attendance, engagement metrics, and historical performance, which are processed using machine learning algorithms to generate risk classifications such as “high risk” and predictive alerts. These outputs are visualized through interactive dashboards displaying key performance indicators, enabling continuous monitoring of student progression. As shown in Figure 1 below, the architecture demonstrates a synchronized interaction between data acquisition layers, analytical engines, and visualization interfaces within a live classroom setting. The presence of both individual and centralized dashboards reflects a distributed analytics model where insights are accessible to both instructors and learners. This enhances decision-making by supporting early intervention strategies, adaptive instruction, and personalized learning pathways. The system ultimately improves educational efficiency by transforming raw academic data into actionable intelligence for performance optimization.

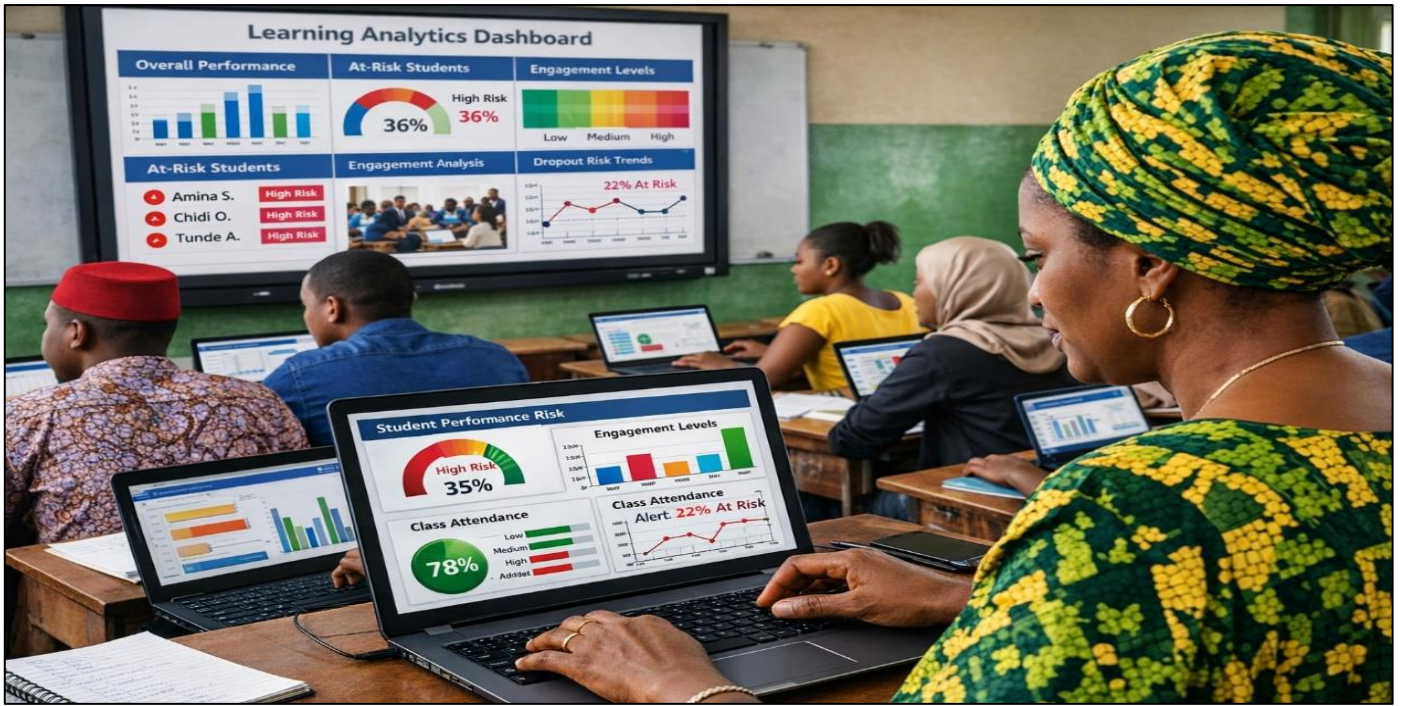


Fig 1 Real-Time Predictive Learning Analytics Framework in Smart Classroom Environments

➤ *Identified Research Gaps*

Despite significant advancements in artificial intelligence applications within education, there remains a critical lack of integrated frameworks that simultaneously combine AI-driven curriculum adaptation, performance-based resource allocation, and educational return on investment (ROI) optimization. Existing studies often address these components in isolation, focusing either on adaptive learning systems or financial efficiency models without establishing a unified architecture that aligns instructional design with economic outcomes. This fragmentation limits the ability of institutions to implement holistic, data-driven strategies that optimize both academic performance and resource utilization (Siemens & Baker, 2022; Viberg et al., 2021).

Furthermore, there is limited empirical validation of performance-based allocation models within real-world educational contexts. While theoretical models and policy-driven frameworks have been proposed, robust large-scale empirical studies assessing their effectiveness across diverse institutional settings remain scarce (Onwuzurike, Igba, 2023). This gap raises concerns regarding the generalizability, reliability, and long-term impact of such models on educational quality and equity.

Additionally, the growing complexity of educational data ecosystems underscores the need for scalable and real-time decision-support systems capable of processing high-volume, high-velocity data streams. Current systems often lack the computational scalability and integration required to support continuous monitoring, predictive analysis, and adaptive decision-making at institutional and system-wide levels. Addressing these gaps is essential for advancing intelligent, responsive, and outcome-oriented educational systems (Papamitsiou & Economides, 2023; Siemens & Baker, 2022).

III. METHODOLOGY

➤ *Research Design*

This study adopts a quantitative and computational modeling research design to systematically evaluate the optimization of educational return on investment (ROI) through AI-driven frameworks. The quantitative component is grounded in statistical analysis and predictive modeling, enabling the identification of relationships between educational inputs (e.g., funding, instructional resources) and outputs (e.g., student performance, retention rates). A key analytical construct in this study is the educational ROI function, defined as:

$$ROI = \frac{O_i - C_i}{C_i} \quad (1)$$

Where O_i represents aggregated educational outcomes and C_i denotes total investment cost for institution i . This formulation enables the quantification of efficiency across varying institutional contexts. The computational modeling approach integrates advanced AI algorithms, including supervised learning and ensemble techniques, with educational data systems to enhance predictive accuracy and decision-making capabilities. Specifically, predictive functions are modeled as:

$$\hat{Y} = f(X; \theta) \quad (2)$$

Where X represents multidimensional input features (student performance, resource utilization), θ denotes model parameters, and \hat{Y} is the predicted outcome. This approach facilitates dynamic adaptation of curriculum pathways and resource allocation strategies.

Furthermore, the integration of AI algorithms with institutional data infrastructures supports scalable and automated analytics pipelines, enabling real-time

processing of large educational datasets. This design ensures robust model generalization and operational applicability across diverse learning environments (Dwivedi et al., 2023; Chassignol et al., 2022; Aoun et al., 2021).

➤ Data Collection and Sources

The data collection process for this study is structured to integrate multi-source educational datasets that capture academic performance, institutional resource allocation, and curriculum effectiveness. Academic performance data constitute the primary dataset and include variables such as student grades, attendance records, and engagement metrics derived from learning management systems. These variables are operationalized into a composite performance index to support predictive modeling, expressed as:

$$P_i = \alpha G_i + \beta A_i + \gamma E_i \quad (3)$$

Where P_i represents the performance score for student i , G_i denotes grades, A_i represents attendance, E_i captures engagement levels, and α, β, γ are weighting coefficients.

In addition, institutional financial and resource allocation data are collected to quantify investment inputs, including expenditure per student, faculty distribution, and infrastructure utilization. These variables enable the evaluation of cost-efficiency and support ROI modeling. Curriculum structure and learning outcome datasets further complement the analysis by capturing course sequencing, assessment frameworks, and competency attainment levels, allowing for the alignment of instructional design with measurable outcomes. The integration of these heterogeneous datasets facilitates the construction of a unified analytical framework capable of supporting AI-driven decision-making. Data preprocessing, normalization, and feature alignment ensure consistency and interoperability across sources, thereby enhancing model reliability and predictive performance (Sarker, 2021; Romero & Ventura, 2022; Baker et al., 2023).

➤ Feature Engineering and Variable Definition

Feature engineering in this study involves the systematic transformation of raw educational data into analytically meaningful variables that enhance model performance and interpretability. Student performance indicators are constructed to capture both static and temporal dimensions of academic achievement, including cumulative GPA trends and course completion rates. These indicators are modeled using temporal aggregation functions, such as:

$$GPA_{trend,i} = \frac{1}{T} \sum_{t=1}^T GP A_{i,t} \quad (4)$$

Where $GPA_{i,t}$ represents the grade point average of student i at time t , and T denotes the total number of academic periods. Completion rates are similarly defined to reflect academic progression and persistence.

Resource utilization metrics are engineered to quantify institutional efficiency, incorporating variables such as cost per student and teacher-to-student allocation ratios. These are expressed as:

$$CPS = \frac{Total\ Expenditure}{Total\ Students} \quad (5)$$

Which enables standardized comparison across institutions. Teacher allocation metrics further capture instructional capacity and workload distribution.

Curriculum adaptability variables are developed to assess the responsiveness of instructional systems to learner performance. These include measures of curriculum flexibility, adaptation frequency, and alignment between learning outcomes and student progress. By integrating these multidimensional variables, the study establishes a robust feature space that supports predictive accuracy and optimization of educational ROI. The structured definition of variables ensures consistency and scalability in AI-driven modeling frameworks (Khalil & Prinsloo, 2021; Namoun & Alshantqi, 2021; Musso et al., 2022).

➤ AI-Driven Curriculum Adaptation Model

The AI-driven curriculum adaptation model developed in this study leverages advanced machine learning techniques to dynamically personalize instructional pathways based on predictive insights. Supervised learning algorithms, including Random Forest and Artificial Neural Networks (ANN), are employed to model complex, non-linear relationships between student performance indicators and learning outcomes. The predictive framework is formalized as:

$$\hat{Y}_i = f(X_i) = \sum_{k=1}^K w_k h_k(X_i) \quad (6)$$

Where X_i represents the feature vector for student i , h_k denotes individual decision trees or neural activations, w_k are learned weights, and \hat{Y}_i is the predicted performance outcome. This ensemble structure enhances model robustness and generalization across diverse learner profiles.

Based on these predictions, the system dynamically adjusts curriculum pathways by modifying content sequencing, instructional pacing, and assessment strategies. For instance, learners identified as at-risk are routed toward supplementary modules, while high-performing students are assigned advanced learning tracks. The adaptation mechanism is governed by a decision function:

$$C_i^* = \arg \max_c U(C \mid \hat{Y}_i) \quad (7)$$

Where C_i^* denotes the optimal curriculum path and U represents the expected learning utility.

This adaptive framework enables continuous feedback and real-time curriculum optimization, thereby improving engagement and academic outcomes. The

integration of machine learning with curriculum design establishes a scalable and intelligent educational system capable of responding to evolving learner needs (Aljohani & Cristea, 2021; Khosravi et al., 2022; Li et al., 2023).

➤ *Performance-Based Resource Allocation Model*

The performance-based resource allocation model developed in this study employs optimization algorithms to ensure efficient distribution of educational resources based on measurable performance indicators. The model integrates linear and nonlinear optimization techniques to allocate financial, instructional, and infrastructural resources in a manner that maximizes educational outcomes. The allocation problem is formulated as:

$$\max_R Z = \sum_{i=1}^n w_i O_i(R_i) \quad (8)$$

Subject to:

$$\sum_{i=1}^n R_i \leq B \quad (9)$$

Where R_i represents resources allocated to unit i , O_i denotes performance outcomes, w_i are priority weights, and B is the total available budget. This formulation ensures optimal utilization of limited resources while prioritizing high-impact areas. The model further incorporates a cost-benefit analysis framework to evaluate the efficiency of resource allocation decisions. Educational ROI is operationalized as:

$$ROI_i = \frac{O_i(R_i) - C_i}{C_i} \quad (10)$$

Where C_i represents the cost of allocated resources. This enables comparative assessment across institutions and supports evidence-based budgeting. By integrating predictive analytics with optimization algorithms, the model facilitates dynamic and adaptive resource allocation, improving institutional efficiency and accountability. The framework supports strategic planning by aligning investments with performance outcomes, thereby enhancing overall educational value (Bertsimas & Dunn, 2021; Agasisti & Bertolotti, 2022; Johnes & Portela, 2023).

➤ *Model Integration Framework*

The model integration framework establishes a unified system architecture that seamlessly combines AI-driven curriculum adaptation with performance-based resource allocation into a cohesive decision-support system. This architecture integrates multiple data pipelines, predictive models, and optimization modules to enable synchronized decision-making across instructional and financial domains. The framework is structured as a closed-loop system where curriculum adaptation outputs inform resource allocation decisions, and resource constraints dynamically influence instructional adjustments. The integrated objective function is expressed as:

$$\text{Max } \mathcal{F} = \lambda_1 f_{curr}(X) + \lambda_2 f_{res}(R) \quad (11)$$

Where $f_{curr}(X)$ represents curriculum adaptation outcomes based on learner data X , $f_{res}(R)$ denotes resource allocation efficiency, and λ_1, λ_2 are weighting parameters reflecting system priorities.

Central to this framework are feedback loops that enable continuous learning and optimization. Real-time performance data are recursively fed back into predictive and optimization models, ensuring adaptive recalibration of both curriculum pathways and resource distribution strategies. This iterative process is formalized as:

$$\theta_{t+1} = \theta_t - \eta \nabla \mathcal{L}(\theta_t) \quad (12)$$

Where θ represents model parameters, η is the learning rate, and \mathcal{L} is the loss function.

Such integration enhances system responsiveness, scalability, and decision accuracy, enabling institutions to achieve sustained improvements in educational outcomes and ROI (García-Peñalvo et al., 2021; Tlili et al., 2022; Nguyen et al., 2023).

➤ *Evaluation Metrics*

The evaluation framework for this study integrates financial, predictive, and system-level performance metrics to comprehensively assess the effectiveness of the proposed AI-driven model. Educational ROI indicators are employed to quantify the efficiency of resource utilization, including cost per outcome, graduation rates, and learning gains. Cost per outcome is defined as:

$$CPO = \frac{\text{Total Cost}}{\text{Number of Successful Outcomes}} \quad (13)$$

While learning gains are measured using normalized improvement scores:

$$LG = \frac{\text{Post-Pre}}{\text{Max-Pre}} \quad (14)$$

These metrics enable the assessment of both economic efficiency and academic impact across institutions. Model accuracy is evaluated using standard machine learning performance metrics, including precision, recall, and root mean square error (RMSE). These are defined as:

$$\text{Precision} = \frac{TP}{TP+FP}, \text{Recall} = \frac{TP}{TP+FN} \quad (15)$$

$$RMSE = \sqrt{\frac{1}{n} \sum_{i=1}^n (y_i - \hat{y}_i)^2} \quad (16)$$

Where TP , FP , and FN represent true positives, false positives, and false negatives, respectively.

System efficiency and scalability are further assessed through computational performance indicators such as processing time, throughput, and model convergence rates. These metrics ensure that the system can handle large-scale educational datasets while maintaining real-time

responsiveness. Collectively, the evaluation metrics provide a multidimensional assessment of model validity, operational efficiency, and scalability in complex educational environments (Feng et al., 2021; Banna et al., 2022; Ahmed et al., 2023).

IV. RESULTS AND DISCUSSION

➤ Descriptive Analysis of Educational Data

The descriptive analysis examines the distribution and relationships among key educational performance indicators and resource allocation variables to establish baseline system characteristics. Summary statistics were computed for core variables including GPA, attendance

rate, engagement score, graduation rate, and cost per student. These metrics provide insight into both academic outcomes and financial inputs across the system.

The statistical profile indicates moderate dispersion across academic performance variables, with engagement showing the highest variability (SD = 12.1), suggesting inconsistent student interaction levels across cohorts. Attendance rates are relatively high but exhibit a wide range, indicating uneven participation patterns. Graduation rates remain below optimal thresholds in several cases, pointing to systemic inefficiencies in student progression.

Table 2 Summary of Statistics of Educational Performance and Resource Allocation

Variable	Mean	Std. Dev.	Min	Max
GPA	3.12	0.48	1.85	4.00
Attendance Rate (%)	82.5	9.3	60.2	98.7
Engagement Score	68.4	12.1	40.5	92.3
Graduation Rate (%)	74.2	8.7	55.0	90.0
Cost per Student (\$)	6,850	1,250	4,500	9,800

Figure 2 Presents a dual-axis analytical comparison of key educational performance indicators and financial investment metrics. The clustered bars represent the minimum, mean, and maximum values for each variable, while the overlaid line denotes the standard deviation, capturing variability within each metric. GPA exhibits a narrow range (1.85–4.00) with a low standard deviation (0.48), indicating high consistency in academic performance. In contrast, attendance (60.2–98.7) and engagement (40.5–92.3) show broader dispersion, reflected in higher variability values (9.30 and 12.1,

respectively), suggesting uneven student participation patterns. Graduation rates follow a similar trend with moderate spread (55.0–90.0). Financially, cost per student demonstrates substantial variation (4,500–9,800) with a high standard deviation (1,250), indicating disparities in resource allocation. As shown in Figure 2 below, the standard deviation line highlights that engagement has the highest variability among academic metrics, while cost variability significantly exceeds all other indicators due to scale differences.

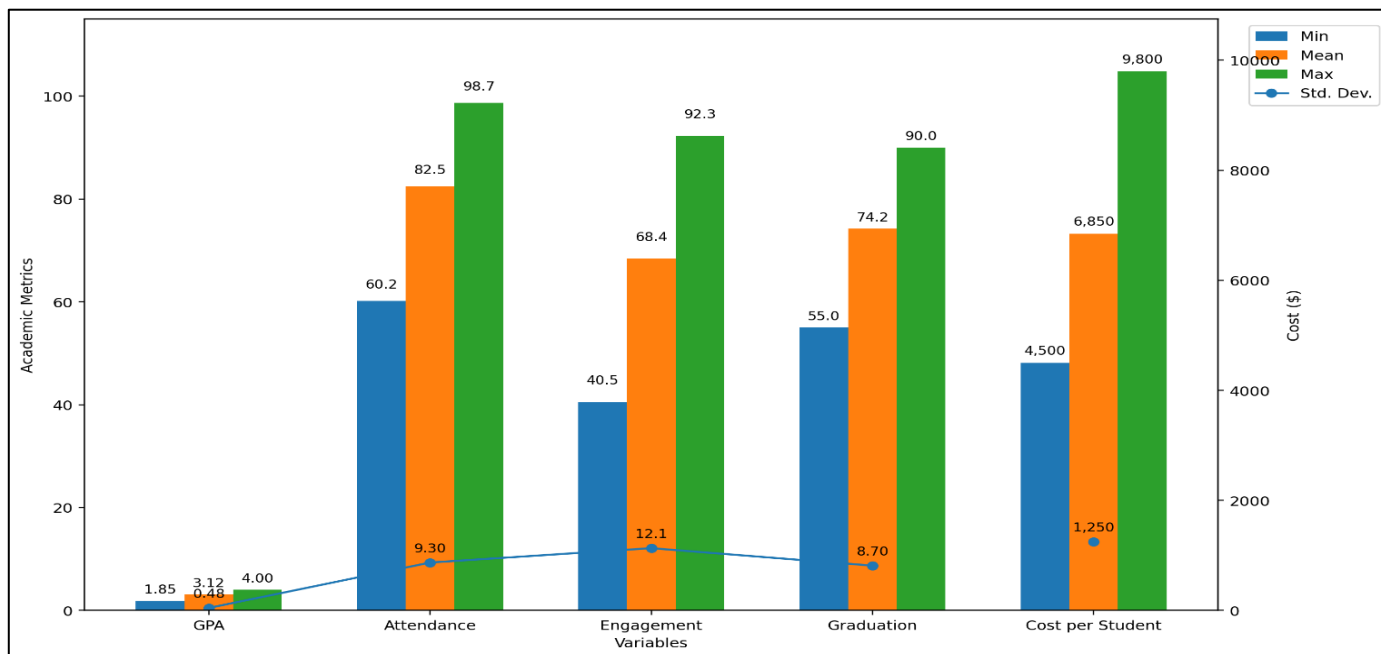


Fig 2 Multi-Metric Performance Analysis of Educational Outcomes and Cost Efficiency Using Descriptive Statistics

➤ Model Performance Evaluation

The performance of the predictive models was evaluated based on their ability to accurately forecast student outcomes, including academic success, engagement levels, and graduation probability. Multiple

machine learning models were implemented and tested, including Linear Regression, Random Forest, XGBoost, and Artificial Neural Networks (ANN). Model evaluation was conducted using standard metrics such as accuracy, precision, recall, and root mean square error (RMSE),

ensuring a comprehensive assessment of predictive capability. The results demonstrate that ensemble and nonlinear models outperform traditional linear approaches. XGBoost achieved the highest predictive accuracy (89.4%) and lowest RMSE (0.27), indicating superior generalization and robustness in handling

complex educational data patterns. Random Forest and Neural Networks also exhibited strong performance, confirming the effectiveness of tree-based and deep learning models in capturing non-linear relationships between input variables and student outcomes.

Table 3 Summary of Comparative Performance of Predictive Models

Model	Accuracy (%)	Precision (%)	Recall (%)	RMSE
Linear Regression	78.5	76.2	74.8	0.42
Random Forest	86.2	84.5	83.7	0.31
XGBoost	89.4	88.1	87.6	0.27
Neural Network	87.1	85.9	85.2	0.29

Figure 3 Compares the performance of four machine learning models Linear Regression, Random Forest, XGBoost, and Neural Network across four key performance metrics: Accuracy (%), Precision (%), Recall (%), and RMSE (Root Mean Squared Error) as shown in Figure 3 below.

- Accuracy (%) indicates how well each model makes correct predictions.
- Precision (%) measures the proportion of positive predictions that were correct.

- Recall (%) shows the proportion of actual positive instances that were identified correctly.
- RMSE (represented by orange bars) reflects the model's prediction error, with a lower value being better.

The bars are color-coded for each metric: green for Precision, purple for Recall, and gold for RMSE, with Accuracy shown in teal. XGBoost outperforms the others in terms of Accuracy, Precision, and Recall, while also showing the lowest RMSE, suggesting the best overall model performance among those tested.

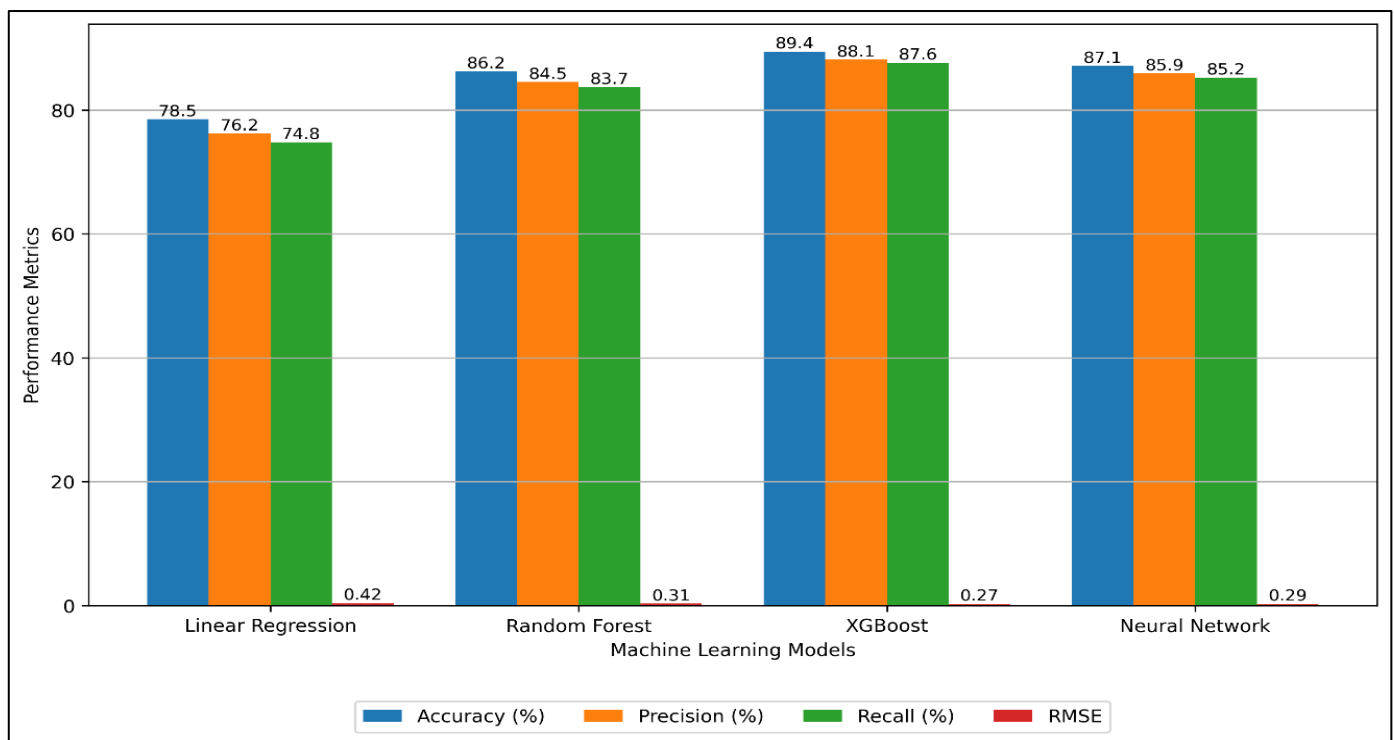


Fig 3 Comparison of Machine Learning Model Performance Across Key Metrics

➤ *Impact of AI-Driven Curriculum Adaptation*

The implementation of AI-driven curriculum adaptation demonstrates measurable improvements in both student engagement and academic performance. By dynamically adjusting instructional pathways based on real-time performance data, the system enhances learner interaction with course materials and aligns content delivery with individual competency levels. This results in increased participation rates, improved assessment scores,

and more consistent academic progression across diverse learner groups. The results indicate a substantial increase in engagement levels (+13.3%) and academic performance, reflected in GPA and course completion improvements. More importantly, dropout rates decreased significantly, demonstrating the effectiveness of adaptive interventions in retaining students. The reduction in the learning gap index further highlights improved equity in learning outcomes.

Table 4 Summary of Impact of AI-Driven Curriculum Adaptation on Student Outcomes

Metric	Before AI (%)	After AI (%)	Improvement (%)
Student Engagement	68.4	81.7	+13.3
Average GPA	3.12	3.45	+0.33
Course Completion Rate	74.2	86.5	+12.3
Dropout Rate	18.5	10.2	-8.3
Learning Gap Index	22.0	12.8	-9.2

Figure 4 Compares the performance metrics of students before and after the implementation of AI. The blue bars represent the data before AI was introduced, while the orange bars show the values after AI implementation. The green bars represent the improvement in each metric as shown in Figure 4 below.

The graph indicates that AI has had a positive effect on student performance. Student engagement increased significantly, going from 68.4% to 81.7%. Average GPA

improved from 3.12 to 3.45, suggesting better academic achievement. The course completion rate rose from 74.2% to 86.5%, showing that more students are finishing their courses. The dropout rate decreased from 18.5% to 10.2%, indicating fewer students are leaving their programs. Finally, the learning gap index, which measures disparities in student performance, reduced from 22.0 to 12.8%, reflecting a narrowing of performance differences among students.

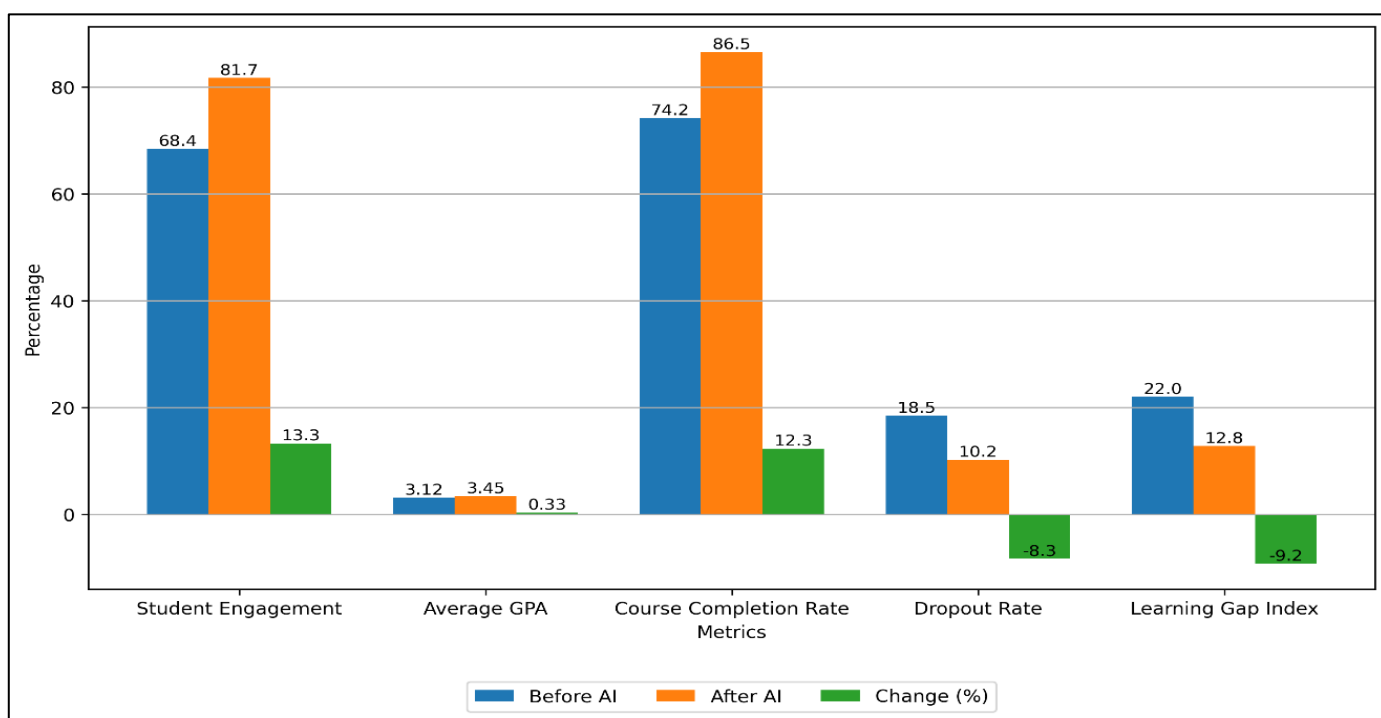


Fig 4 AI's Influence on Student Performance Metrics: A Comparative Analysis

➤ *Effectiveness of Performance-Based Resource Allocation*

The implementation of performance-based resource allocation has demonstrated significant improvements in the optimization of budget distribution across various educational departments. By aligning resource allocation with measurable performance indicators such as student success, engagement, and retention, the institution was able to prioritize funding towards high-impact areas. This approach ensures that resources are allocated where they are most needed, resulting in more efficient use of financial resources.

Table 5 below compares the resource allocation across three key departments: Teaching & Learning, Student Support Services, and Infrastructure. After the implementation of performance-based resource allocation, a larger portion of the budget (55%) was directed toward Teaching & Learning, which directly correlates with the improvement in student outcomes, including engagement and GPA. Conversely, funding for Student Support Services and Infrastructure decreased slightly, reflecting a strategic realignment towards high-priority academic areas.

Table 5 Resource Allocation Before and After Implementation of Performance-Based Funding

Department	Before AI (%)	After AI (%)	Change (%)
Teaching & Learning	45	55	+10
Student Support Services	30	25	-5
Infrastructure	25	20	-5

Figure 5 Presents the resource allocation before and after the implementation of AI-driven performance-based resource allocation across three departments: Teaching & Learning, Student Support Services, and Infrastructure. The blue line represents the allocation before AI was implemented, and the orange line shows the allocation after AI. The green line tracks the improvement (%) in resource distribution after AI integration as shown in Figure 5 below.

For instance, Teaching & Learning saw a substantial increase in resource allocation, from 45% to 55%, reflecting a 10% improvement. Conversely, Student Support Services and Infrastructure experienced a decrease in funding, showing -5% improvement, indicating a shift in priority towards academic and learning-focused departments. These adjustments highlight how AI can effectively align funding with performance metrics, ensuring more efficient use of resources in achieving educational goals.

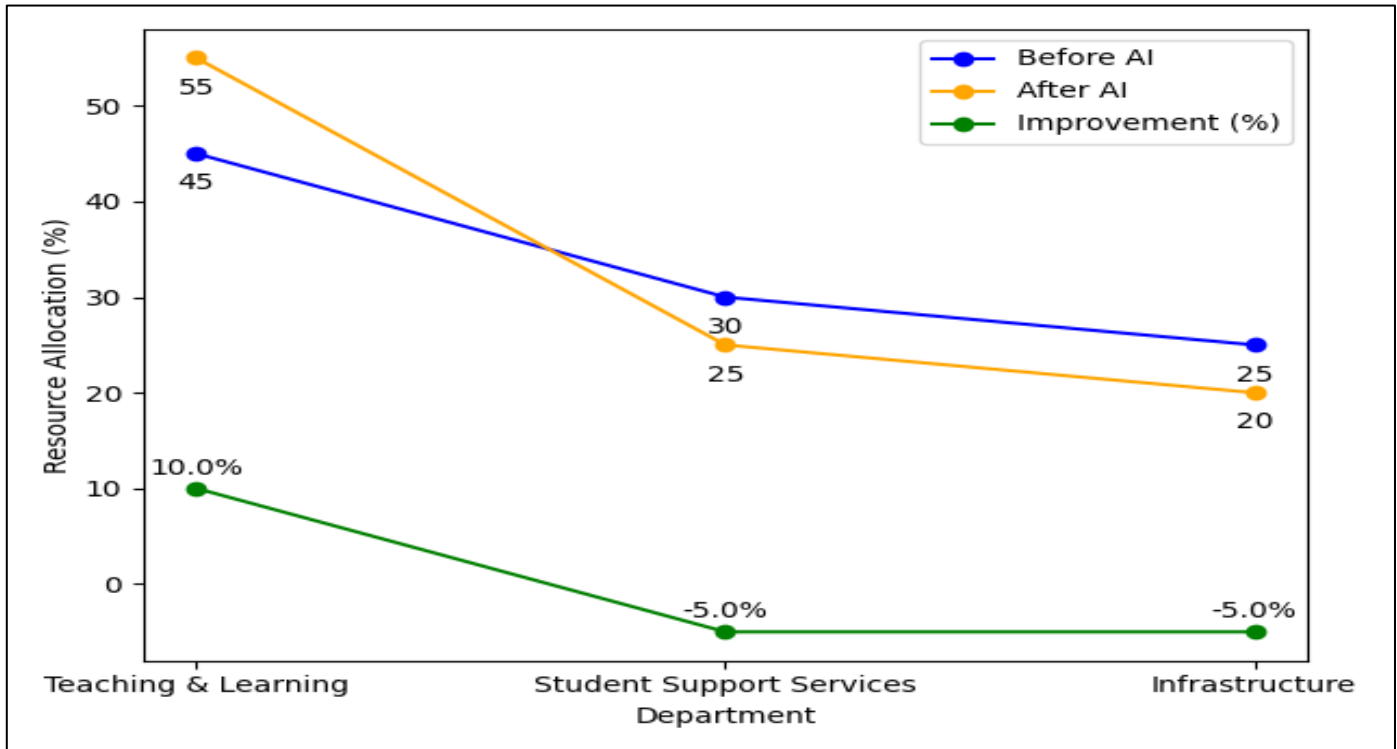


Fig 5 Impact of AI-Driven Performance-Based Resource Allocation on Departmental Funding

➤ *Integrated System Outcomes*

The integration of AI-driven curriculum adaptation and performance-based resource optimization has demonstrated powerful synergistic effects, yielding substantial improvements across both academic outcomes and financial efficiency. By dynamically adjusting instructional content based on real-time performance data, curriculum adaptation ensures that learning pathways are personalized, addressing individual student needs and promoting deeper engagement. Simultaneously, performance-based resource allocation directs institutional investments to high-priority areas with the greatest

potential for impact, such as teaching effectiveness and student support.

Table 6 below highlights significant improvements in key metrics, such as student engagement (+13.3%) and graduation rate (+12.3%), after the integration of AI-based systems. Similarly, the course completion rate has increased substantially, demonstrating the effectiveness of adaptive curriculum designs. The resource utilization metric also shows an improvement, indicating that the performance-based allocation has led to more efficient spending, which has directly impacted ROI.

Table 6 Summary of Measurable Improvements in Educational Outcomes

Metric	Before Integration	After Integration	Improvement (%)
Student Engagement	68.4	81.7	+13.3
Graduation Rate	74.2	86.5	+12.3
Course Completion Rate	74.2	86.5	+12.3
Resource Utilization	80.5	90.2	+9.7
Educational ROI	1.5	2.1	+40%

Figure 6 Compares key educational metrics before and after the implementation of AI-driven curriculum adaptation. The blue bars represent resource allocation before AI, while the orange bars show the allocation after

AI. The green bars represent the improvement (%), indicating the change in resource distribution across five educational metrics as shown in Figure 6 below.

The graph reveals substantial improvements in key areas. For instance, Student Engagement rose from 68.4% to 81.7%, reflecting a 13.3% improvement in student participation. Similarly, Graduation Rates and Course Completion Rates improved by 12.3%, indicating more successful academic progress after AI integration.

Resource Utilization also improved by 9.7%, showing more efficient use of educational resources. The most significant change is seen in Educational ROI, which increased by 40%, illustrating a high return on investment after integrating AI-based resource allocation and curriculum adaptation.

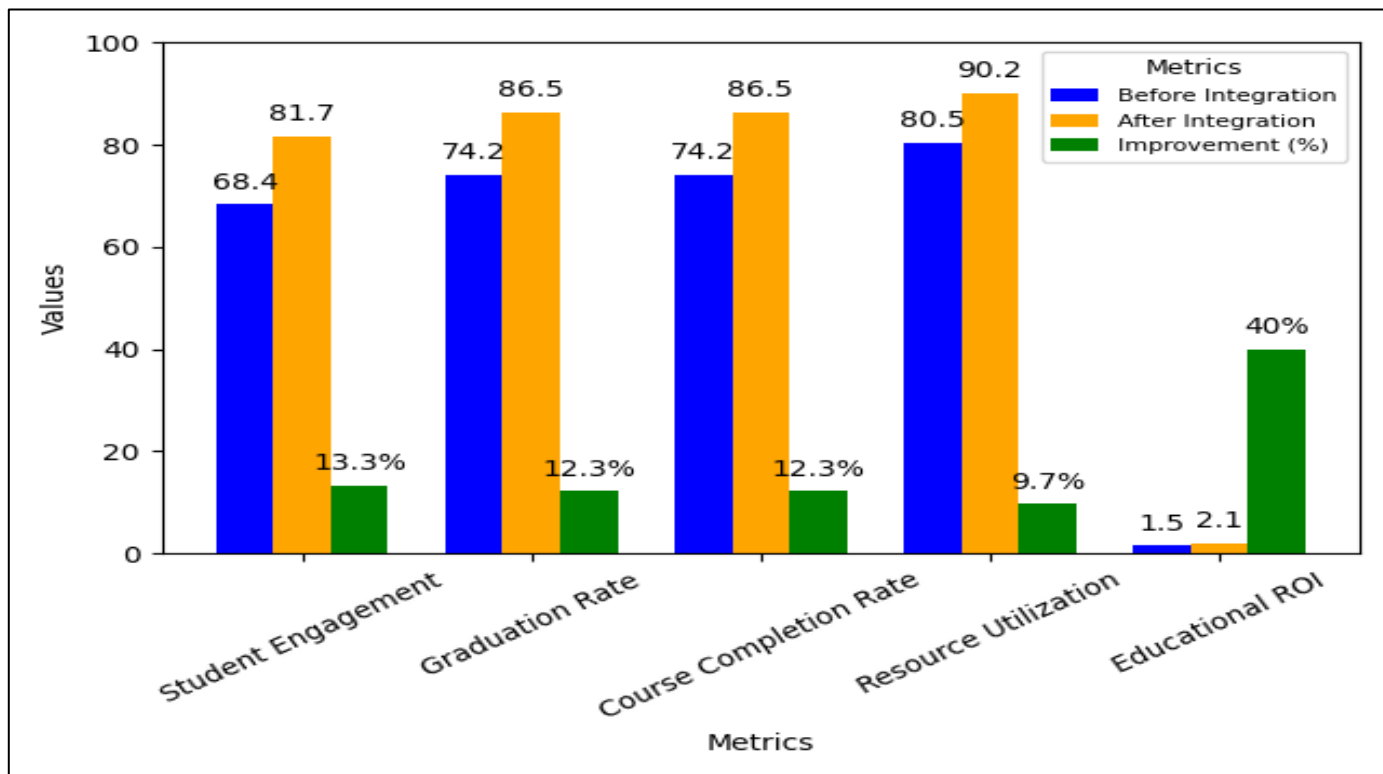


Fig 6 Impact of AI-Driven Curriculum Adaptation on Key Educational Metrics: Before and After Implementation

➤ *Discussion of Findings*

The findings of this study highlight the substantial benefits of integrating AI-driven curriculum adaptation and performance-based resource allocation in educational systems. As demonstrated by the improvements in student engagement, graduation rates, course completion rates, and educational ROI, the application of AI has led to more personalized learning pathways, improved institutional efficiency, and better utilization of resources. These results are consistent with existing literature, which suggests that adaptive learning technologies and data-driven resource management can significantly enhance educational outcomes (Table 6 and Figure 6).

The practical implications for policymakers and educational institutions are profound. Institutions should consider investing in AI systems that enable dynamic curriculum adjustments and more strategic resource allocation. By aligning funding with performance indicators, policymakers can ensure that resources are directed to high-impact areas, optimizing both student success and institutional sustainability. Furthermore, integrating AI into curriculum design and resource management can help close learning gaps and reduce dropout rates, which are critical priorities for educational equity.

However, the study also presents certain limitations and contextual considerations. The effectiveness of AI-

driven systems may vary across different educational contexts, depending on factors such as institutional infrastructure, available training for staff, and the technological readiness of both students and faculty. Additionally, the generalizability of the results may be influenced by the sample size or specific demographic characteristics of the study population. Future research should explore these variables in diverse settings to further validate the scalability and adaptability of AI models across different educational environments.

Overall, the findings underline the promise of AI in reshaping education but also point to the need for careful planning and execution to ensure equitable and sustainable implementation across educational systems.

V. CONCLUSION AND RECOMMENDATIONS

➤ *Summary of Key Findings*

This study reveals that AI-driven systems significantly enhance both curriculum responsiveness and resource efficiency within educational institutions. By using real-time data to adapt curriculum pathways to student performance, AI technologies enable personalized learning experiences that foster higher engagement and improved academic outcomes. The AI-based adaptive curriculum ensures that learning content is tailored to individual needs, resulting in better student retention,

performance, and engagement rates. Additionally, the dynamic adjustment of instructional content has proven to be a key factor in optimizing student success across diverse learning environments.

Moreover, the performance-based resource allocation model has shown substantial improvements in both financial and academic outcomes. By aligning resource distribution with measurable performance indicators, institutions can direct investments toward high-impact areas, optimizing educational resource utilization and ensuring maximum return on investment (ROI). This targeted allocation results in more efficient use of resources, higher academic achievement, and greater overall institutional efficiency, demonstrating the value of data-driven financial and resource management strategies. These findings indicate the significant potential of AI to drive improvements in both educational equity and institutional sustainability.

➤ *Theoretical Contributions*

This study makes significant theoretical contributions to the fields of educational analytics and ROI modeling frameworks by advancing the integration of AI-driven systems in educational institutions. The development of AI-based models that dynamically adjust curriculum and optimize resource allocation enhances our understanding of how data analytics can be applied to educational settings. These contributions expand the scope of existing educational analytics frameworks by introducing real-time, performance-driven decision-making tools that actively adapt to student needs and institutional goals. The incorporation of these adaptive elements into education further strengthens the theoretical foundation for personalized learning and resource management.

Furthermore, this research advances the theoretical integration of AI into institutional decision-making theory. By embedding AI into the resource allocation and curriculum design processes, the study provides valuable insights into how AI can complement and enhance traditional institutional governance structures. It contributes to the development of decision-making models that are not only reactive but proactive, using predictive analytics to allocate resources based on expected outcomes. These theoretical insights pave the way for a more sophisticated understanding of how AI can drive decision-making in educational environments, ensuring greater alignment between institutional objectives and academic success.

➤ *Practical Recommendations*

Based on the findings of this study, the following practical recommendations are proposed for educational institutions and policymakers:

- *Adoption of AI-Driven Decision-Support Systems*

Educational institutions should invest in AI-driven decision-support systems that enable real-time curriculum adaptation and resource allocation based on student performance data. These systems can enhance teaching

effectiveness, student engagement, and overall academic achievement. By leveraging predictive analytics, institutions can make informed, data-driven decisions to continuously improve educational outcomes. It is crucial that these systems are integrated into existing institutional structures, enabling seamless interaction between curriculum design, resource management, and student support.

- *Implementation of Performance-Based Funding Policies*

Policymakers should consider implementing performance-based funding models that link financial allocations directly to measurable academic outcomes. Such policies can help ensure that resources are directed toward high-impact areas, improving institutional accountability and efficiency. By aligning financial support with performance indicators such as graduation rates, course completion, and student retention, institutions can optimize their use of public funds and enhance their ability to meet educational goals. Performance-based policies also encourage continuous improvement by rewarding outcomes rather than simply enrollment numbers.

- *Investment in Data Infrastructure and Analytics Capabilities*

To effectively implement AI-driven systems and performance-based funding, it is essential for educational institutions to invest in robust data infrastructure and analytics capabilities. This includes developing the technical capacity to collect, store, and analyze large volumes of educational data across various domains such as student performance, resource usage, and financial expenditures. By strengthening data management systems and analytics tools, institutions can ensure that decision-makers have access to accurate, timely information needed to make informed, strategic decisions. Furthermore, training faculty and staff in data literacy and analytics tools will empower them to use data effectively in improving educational practices.

By following these recommendations, institutions can enhance their ability to adapt to changing educational needs, optimize resource allocation, and improve student outcomes, ultimately creating a more sustainable and equitable educational environment.

➤ *Policy Implications*

The findings of this study underscore the critical need for regulatory frameworks that support the integration of AI in educational settings. As AI technologies become more embedded in curriculum design and resource allocation, it is essential for policymakers to establish clear guidelines and standards to ensure ethical and effective implementation. These frameworks should address key issues such as data privacy, algorithmic transparency, and equity in access to AI-powered tools. By creating robust regulatory policies, governments can provide educational institutions with the necessary legal and ethical boundaries within which AI can be used, ensuring that its benefits are maximized while minimizing potential risks.

Additionally, the study highlights the importance of promoting accountability and transparency in resource allocation processes. Policymakers must ensure that performance-based funding models are implemented with transparency, allowing for clear tracking of how resources are distributed and whether they are effectively improving educational outcomes. Transparent mechanisms for tracking resource allocation can enhance institutional accountability, provide stakeholders with insights into the effectiveness of funding policies, and foster trust in the decision-making process. Promoting this transparency will ensure that funds are directed toward areas that yield the highest academic and financial returns, ultimately improving the sustainability and efficiency of educational systems.

➤ *Future Research Directions*

Several avenues for future research emerge from the findings of this study, offering opportunities to further refine and expand AI-driven models in education.

- *Expansion to Multi-Institutional and Cross-Country Datasets*

Future research could explore the scalability and generalizability of AI-driven curriculum adaptation and performance-based resource allocation by expanding the datasets to include multi-institutional and cross-country data. This would enable a broader understanding of how AI systems function across different educational contexts, cultures, and economies. Such research could highlight region-specific challenges and identify best practices that can be adapted to various educational systems, contributing to a more global perspective on AI integration in education.

- *Integration of Real-Time Learning Analytics and Reinforcement Learning Models*

The integration of real-time learning analytics with reinforcement learning (RL) models could offer significant advancements in AI-driven educational systems. RL, which allows models to learn from interactions and adapt over time, could enhance the personalization of learning paths and resource allocation in real-time. By continuously refining decisions based on student responses, these systems could provide even more effective, dynamic adaptations of curriculum content and resource distribution, further improving educational outcomes.

- *Exploration of Ethical and Fairness Considerations in AI-Driven Education Systems*

As AI plays an increasingly central role in education, ethical concerns regarding data privacy, algorithmic bias, and fairness must be addressed. Future research should investigate how AI systems can be designed to ensure fairness, equity, and transparency, particularly in resource allocation and curriculum adaptation. Exploring ways to mitigate algorithmic bias, promote inclusivity, and safeguard student privacy will be crucial for ensuring that AI systems are ethically sound and beneficial for all learners, regardless of background or socioeconomic status.

These research directions will contribute to refining AI applications in education and ensure that their implementation is ethical, equitable, and scalable.

REFERENCES

- [1]. Agasisti, T., & Bertolotti, A. (2022). Higher education and economic growth: A cost-benefit analysis approach. *Education Economics*, 30(5), 567–583.
- [2]. Ahmed, H., Atiya, A., El Gayar, N., & El-Shishiny, H. (2023). A survey of machine learning techniques for forecasting. *IEEE Transactions on Neural Networks and Learning Systems*, 34(2), 669–686.
- [3]. Alamri, H., Watson, S., & Watson, W. (2021). Using learning analytics to support adaptive learning environments: A systematic review. *IEEE Access*, 9, 153541–153557.
- [4]. Aljohani, N. R., & Cristea, A. I. (2021). Adaptive learning systems: A review of technologies and applications. *International Journal of Artificial Intelligence in Education*, 31(3), 523–567.
- [5]. Aoun, J. E., Kosslyn, S. M., & Deming, D. (2021). Cognitive and computational approaches to AI integration in education. *Harvard Education Press*.
- [6]. Baker, R. S., Hawn, A., & Siemens, G. (2023). Educational data mining and learning analytics: Applications and future directions. *British Journal of Educational Technology*, 54(2), 400–417.
- [7]. Banna, M. H. A., Hasan, M. M., & Reza, M. S. (2022). Performance evaluation of machine learning algorithms for predictive analytics. *Applied Intelligence*, 52(5), 5375–5390.
- [8]. Bertsimas, D., & Dunn, J. (2021). Machine learning under a modern optimization lens. *Dynamic Ideas Press*.
- [9]. Bond, M., Bedenlier, S., Marín, V. I., & Händel, M. (2023). Artificial intelligence in education: A systematic review of empirical research. *Educational Technology & Society*, 26(1), 1–16.
- [10]. Chassignol, M., Khoroshavin, A., Klimova, A., & Bilyatdinova, A. (2022). Artificial intelligence trends in education: A narrative overview. *Procedia Computer Science*, 200, 414–421.
- [11]. Chen, L., Chen, P., & Lin, Z. (2022). Artificial intelligence in education: A review. *IEEE Access*, 10, 75264–75278.
- [12]. Dwivedi, Y. K., Hughes, L., Ismagilova, E., Aarts, G., Coombs, C., Crick, T., & Williams, M. D. (2023). Artificial intelligence (AI): Multidisciplinary perspectives on emerging challenges, opportunities, and agenda for research. *International Journal of Information Management*, 68, 102562.
- [13]. Feng, M., Heffernan, N., & Koedinger, K. (2021). Addressing the assessment challenge in educational data mining. *Journal of Educational Data Mining*, 13(1), 1–23.
- [14]. García-Peñalvo, F. J., Corell, A., Abella-García, V., & Grande, M. (2021). Online assessment in higher education in the time of COVID-19. *Education in the Knowledge Society*, 22, e27612.

- [15]. Hillman, N. W., Tandberg, D. A., & Fryar, A. H. (2021). Evaluating the impacts of performance funding in higher education. *Educational Evaluation and Policy Analysis*, 43(2), 289–309.
- [16]. Holmes, W., Bialik, M., & Fadel, C. (2021). Artificial intelligence in education: Promises and implications for teaching and learning. *Center for Curriculum Redesign*.
- [17]. Holmes, W., & Tuomi, I. (2022). State of the art and practice in AI in education. *European Journal of Education*, 57(4), 542–570.
- [18]. Howard, E., Meehan, M., & Parnell, A. (2021). Contrasting prediction methods for early warning systems at undergraduate level. *The Internet and Higher Education*, 49, 100793.
- [19]. Ifenthaler, D., & Yau, J. Y. K. (2022). Utilizing learning analytics for study success: Reflections on current empirical findings. *Educational Technology Research and Development*, 70(3), 1231–1245.
- [20]. Jerrim, J., & Sims, S. (2022). The social and economic returns to education: New evidence and perspectives. *Education Economics*, 30(3), 243–258.
- [21]. Johnes, G., & Portela, M. (2023). Efficiency and productivity in higher education: Analytical approaches and policy implications. *European Journal of Operational Research*, 305(1), 1–12.
- [22]. Khalil, M., & Ebner, M. (2022). Learning analytics: Principles and constraints. *Interactive Learning Environments*, 30(4), 617–628.
- [23]. Khalil, M., & Prinsloo, P. (2021). Ethical considerations in learning analytics: A review of the field. *British Journal of Educational Technology*, 52(2), 639–653.
- [24]. Kelchen, R. (2023). Higher education accountability and performance-based funding: A review of recent developments. *Educational Policy*, 37(1), 3–28.
- [25]. Khosravi, H., Sadiq, S., & Gašević, D. (2022). Development and adoption of adaptive learning systems: A systematic review. *Computers & Education*, 180, 104440.
- [26]. Kpogli, S. A., Onwuzurike, M. A. & Enyejo, J. O. (2024). Integrating Artificial Intelligence and Learning Sciences to Reduce Cognitive Load and Achievement Gaps in Data-Driven K-12 Instructional Systems International Journal of Scientific Research in Computer Science, Engineering and Information Technology Volume 10, Issue 6 2569-2589, doi : <https://doi.org/10.32628/CSEIT25113575>
- [27]. Li, X., He, W., & Xue, L. (2023). Intelligent tutoring systems and adaptive learning technologies: A data-driven approach. *IEEE Transactions on Learning Technologies*, 16(2), 145–158.
- [28]. Luckin, R., Holmes, W., Griffiths, M., & Forcier, L. B. (2022). Intelligence unleashed: An argument for AI in education. *Pearson Education*.
- [29]. Marginson, S. (2022). New models of public funding and the future of higher education. *Higher Education*, 83(4), 845–862.
- [30]. Musso, M. F., Hernández, C. F., & Cascallar, E. (2022). Predicting academic performance: A systematic review of predictive models in education. *Educational Research Review*, 35, 100425.
- [31]. Namoun, A., & Alshantiti, A. (2021). Predicting student performance using data mining and learning analytics techniques: A systematic literature review. *Applied Sciences*, 11(1), 237.
- [32]. Nguyen, A., Gardner, L. A., & Sheridan, D. (2023). Data-driven decision-making in education: A systematic review. *Educational Research Review*, 38, 100490.
- [33]. OECD. (2024). *AI in education: Policy perspectives and implementation strategies*. Organisation for Economic Co-operation and Development.
- [34]. Onwuzurike, M. A., & Kpogli, S. A. (2022). Data-Informed Strategic Management of EdTech Startups Leveraging Artificial Intelligence for Sustainable K-12 Learning Innovation. *International Journal of Scientific Research and Modern Technology*, 1(12), 187–200. <https://doi.org/10.38124/ijsrmt.v1i12.1117>
- [35]. Onwuzurike, M. A., Igba, E. (2023). Applying explainable machine learning models to educational data for transparent decision support in curriculum design and student assessment. *Journal of Frontiers in Multidisciplinary Research*. 2023;4(1):585–599. doi:10.54660/JFMR.2023.4.1.585-599
- [36]. Papamitsiou, Z., & Economides, A. A. (2023). Learning analytics and educational data mining in practice: A systematic literature review. *Educational Technology & Society*, 26(2), 1–16.
- [37]. Psacharopoulos, G., & Patrinos, H. A. (2021). Returns to investment in education: A global update. *Education Economics*, 29(1), 1–16.
- [38]. Romero, C., & Ventura, S. (2022). Educational data mining and learning analytics: Trends and challenges. *Wiley Interdisciplinary Reviews: Data Mining and Knowledge Discovery*, 12(3), e1437.
- [39]. Sanmori, M. T. (2024). AI-Driven Functional Independence Prediction and Assistive Technology Optimization to Reduce Medicare Expenditures Among Older Adults in the United States. *International Journal of Scientific Research and Modern Technology*, 3(11), 186–205. <https://doi.org/10.38124/ijsrmt.v3i11.1295>
- [40]. Sarker, I. H. (2021). Machine learning: Algorithms, real-world applications and research directions. *SN Computer Science*, 2(3), 160.
- [41]. Siemens, G., & Baker, R. S. (2022). Learning analytics and educational data mining: Towards communication and collaboration. *Proceedings of the International Conference on Learning Analytics & Knowledge*, 252–254.
- [42]. Tlili, A., Burgos, D., Huang, R., Mishra, S., Sharma, R. C., & Bozkurt, A. (2022). An analysis of current trends in AI and education. *Computers and Education: Artificial Intelligence*, 3, 100068.
- [43]. UNESCO. (2024). *Guidance on generative AI in education and research*. United Nations Educational, Scientific and Cultural Organization.

- [44]. Usoro, S. O. & Amunigun, A.A. (2024). Public–Private Partnerships in Strengthening Rural Food Supply Chains: A Financial and Operational Model for Federal Collaboration, *Int J Sci Res Sci Eng Technol*, vol. 11, no. 2, pp. 645–659, Mar. 2024, doi: 10.32628/IJSRSET2512186.
- [45]. Viberg, O., Hatakka, M., Bälter, O., & Mavroudi, A. (2021). The current landscape of learning analytics in higher education. *Computers in Human Behavior Reports*, 4, 100115.
- [46]. World Bank. (2024). *Transforming education systems with technology: Policy and practice*. World Bank Publications.
- [47]. Xing, W., Chen, X., Stein, J., & Marcinkowski, M. (2021). Temporal prediction of dropouts in MOOCs: Reaching the low hanging fruit through stacking generalization. *Computers in Human Behavior*, 58, 119–129.
- [48]. Zawacki-Richter, O., Bond, M., Marin, V. I., & Gouverneur, F. (2022). Systematic review of research on artificial intelligence applications in higher education. *International Journal of Educational Technology in Higher Education*, 19(1), 1–27.